




# AIR COOLED

*LIQUID CHILLER*

*5-18 Tons*

*CGAT R407C Series 50 Hz*

TRANE  
TECHNOLOGIES





## Performance Data -Cooling capacity

Model	LWT deg.F	Entering air temperature on condensing coil							
		75 deg.F		85 deg.F		95 deg.F		105 deg.F	
		Cooling Capacity MBH	Water flow rate US gpm	Cooling Capacity MBH	Water flow rate US gpm	Cooling Capacity MBH	Water flow rate US gpm	Cooling Capacity MBH	Water flow rate US gpm
CGAT065	42	68.2	13.6	66.7	13.3	63.3	12.7	59.9	12.0
	44	70.5	14.1	68.2	13.6	64.8	13.0	61.4	12.3
	45	72.4	14.5	69.0	13.8	<b>65.2</b>	<b>13.0</b>	62.2	12.4
	46	74.3	14.9	70.9	14.2	67.5	13.5	64.1	12.8
	48	75.1	15.0	71.7	14.3	68.2	13.6	64.8	13.0
	50	78.5	15.7	75.1	15.0	71.7	14.3	68.2	13.6
CGAT085	42	90.6	18.1	87.2	17.4	83.8	16.8	78.5	15.7
	44	94.4	18.9	91.0	18.2	85.3	17.1	80.8	16.2
	45	96.3	19.3	92.1	18.4	<b>86.3</b>	<b>17.3</b>	82.6	16.5
	46	98.2	19.6	92.1	18.4	88.0	17.6	84.5	16.9
	48	98.9	19.8	95.2	19.0	91.7	18.3	85.3	17.1
	50	102.4	20.5	98.9	19.8	92.1	18.4	88.7	17.7
CGAT105	42	111.1	22.2	104.3	20.9	100.8	20.2	94.0	18.8
	44	114.9	23.0	108.0	21.6	103.5	20.9	97.8	19.6
	45	116.0	23.2	109.9	22.0	<b>104.4</b>	<b>20.9</b>	99.7	19.9
	46	116.0	23.2	111.8	22.4	105.8	21.2	101.6	20.3
	48	119.0	23.8	115.6	23.1	108.8	21.8	105.4	21.1
	50	122.8	24.6	119.4	23.9	112.6	22.5	105.8	21.2
CGAT135	42	140.3	28.1	135.0	27.0	128.1	25.6	121.3	24.3
	44	145.6	29.1	138.8	27.8	131.9	26.4	125.1	25.0
	45	147.5	29.5	140.7	28.1	<b>133.1</b>	<b>26.6</b>	127.0	25.4
	46	149.4	29.9	142.5	28.5	135.7	27.1	128.9	25.8
	48	153.2	30.6	146.3	29.3	139.5	27.9	132.7	26.5
	50	157.0	31.4	150.1	30.0	146.7	29.3	136.5	27.3
CGAT175	42	186.1	37.2	177.8	35.6	169.1	33.8	158.8	31.8
	44	192.2	38.4	183.1	36.6	172.9	34.6	164.9	33.0
	45	195.2	39.0	185.8	37.2	<b>175.4</b>	<b>35.1</b>	167.9	33.6
	46	197.1	39.4	189.6	37.9	179.3	35.9	169.8	34.0
	48	204.0	40.8	194.1	38.8	183.9	36.8	173.6	34.7
	50	208.1	41.6	197.9	39.6	187.7	37.5	177.4	35.5
CGAT215	42	223.7	44.7	213.4	42.7	203.2	40.6	191.5	38.3
	44	229.7	45.9	219.5	43.9	209.3	41.9	196.8	39.4
	45	233.5	46.7	223.3	44.7	<b>214.9</b>	<b>43.0</b>	199.4	39.9
	46	237.3	47.5	227.1	45.4	216.0	43.2	203.2	40.6
	48	241.9	48.4	231.6	46.3	221.0	44.2	207.8	41.6
	50	249.1	49.8	238.8	47.8	225.2	45.0	215.0	43.0

**Notes :**

1. Ratings based on ARI Standard 590-92
2. Data based on 10 deg.F water temperature rise
3. LWT - Leaving Water Temperature
4. Product design and specification are subject to change without notice.

# CGAT - Human Comfort Solutions

## An answer to all your needs...

We at TRANE have listened to our customers. After many surveys and studies we have identified very strong demands in terms of

- installation
- acoustics
- energy efficiency
- reliability
- maintenance

for chilled water applications. That is why we have redesigned our water chillers and have come up with a new concept CGAT

**With CGAT chillers, you will find an answer to fit all your applications, whether it is comfort or process cooling.**

## Installation

All chillers are completely factory-wired with necessary capacity and safety controls, enclosed in a weather-tight control panel with knockouts for jobsites fully assembled, tested, charged and ready to provide chilled water. No messy field assembly or refrigerant charging is required. Further, the unit has been designed for a single power and water connection.

## Maximum Efficiency and Reliability

- Lower noise operation and higher efficiency with the new generation higher EER Scroll Compressor.
- 64% fewer parts than a comparable capacity reciprocating compressor.
- Single rotating assembly minimizes the friction and mechanical losses.
- Smooth operation, similar to a centrifugal compressor, give low torque variation and extend motor life, and minimal vibration reducing wear.
- Solid mount with no internal suspension to be worn out.
- Integral inlet dirt separator removes contaminants.
- Rolling element bearings for higher efficiency reduced friction. No suction or discharge valves for improved efficiency compared to a reciprocating compressor.
- Protect Compressor life with Under/Over voltage and phase Protection



## Easy Service

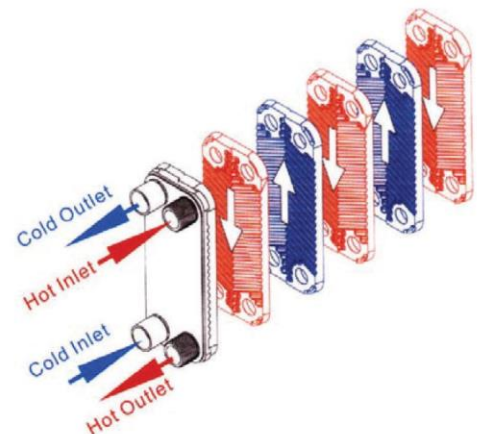
Our design allows you to remove any or all panels for service. We have paid careful attention to service details, and all units feature coded wiring, hinged control boxes, and mechanical controls for easy service.

## New Control Improvement

New control has been designed to provide more benefits to both building owner and service technician for optimum chiller control

## Water Pump (Option)

A durable horizontal multistage centrifugal chilled water pump can be optionally installed from factory for the ease of field installation.



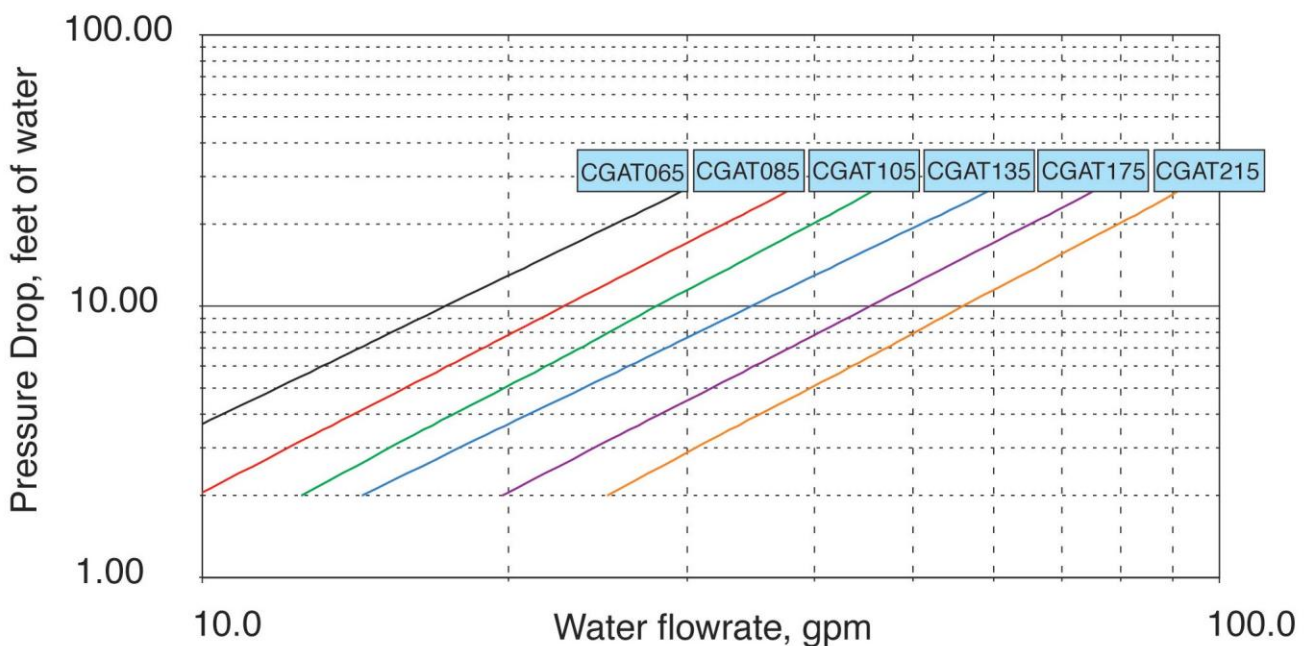


# TRANE - Human Comfort Solutions

## Air - Cooled Liquid Chiller



## Evaporator water pressure drop (feet of water)



# General Data

MODELS		CGAT065	CGAT085	CGAT105	CGAT135	CGAT175	CGAT215
<b>COOLING CAPACITY</b>	MBH	65.2	86.3	104.4	133.1	175.4	214.9
<b>POWER CONNECTION</b>	V/ph/Hz	380-415/3/50					
<b>SYSTEM DATA</b>							
Refrigerant Type		R407C					
No. Refrigerant Circuits		1	1	1	2	2	2
Water Flow Rate	gpm	13.0	17.3	20.9	26.6	35.1	43.0
Water Connection Type		MALE	MALE	MALE	MALE	MALE	MALE
Water Connection Size		1 1/2"	1 1/2"	1 1/2"	1 1/2"	1 1/2"	1 1/2"
Refrigerant Charge per circuit	lb (kg)	8.8 (4.0)	9.5 (4.3)	13.2 (6.0)	8.8 (4.0)	11.0 (5.0)	13.2 (6.0)
<b>CASING</b>							
Material		Galvanized & Electro-galvanized Steel					
Color		Light Gray					
<b>COMPRESSOR</b>							
Compressor Type		Hermetic Scroll					
No. Used		1	1	1	2	2	2
RLA/LRA		13.5 / 95	19.2 / 140	20.7 / 147	13.5 / 95	19.2 / 140	20.7 / 147
<b>EVAPORATOR</b>							
Evaporator Type		Braze-plate					
No. Used		1	1	1	2	2	2
<b>COIL</b>							
Tube Type		Plain					
Rows		2	2	2	2	2	2
Fin Type		Uncoated Corrugate					
Fins per inch		16	16	16	16	16	16
Refrigerant Flow Control		Expansion Valve					
<b>FAN</b>							
Fan Type		Propeller					
No. used		1	1	1	2	2	2
Diameter	mm	711	711	711	711	711	711
No. of Blade		4	4	4	4	4	4
Drive Type		Direct	Direct	Direct	Direct	Direct	Direct
Nominal Airflow <sup>2</sup>	cfm	4885	5768	6828	9770	11536	13537
<b>MOTOR</b>							
Motor Type		Three Phase Induction Motor					
No. of Motor		1	1	1	2	2	2
Motor Output	Watt	290	420	300	290	420	300
RLA/LRA		1.06 / 2.27	1.41 / 3.53	1.20 / 2.80	1.06 / 2.27	1.41 / 3.53	1.20 / 2.80
<b>DIMENSION (HxWxD)</b>							
Uncrated (Net)	mm	1050x950x1060	1050x950x1060	1050x1050x1260	1050x2200x1050	1050x2200x1050	1050x2200x1050
<b>WEIGHT</b>							
Uncrated (Net)	kg	181	204	250	406	452	472

Note: Product design and specification are subject to change without prior notice.

# Mechanical Specification

## General

Unit shall be assembled on heavy gauge steel mounting/lifting rails and shall be weatherproof, Units shall include a hermetic scroll compressor (s), fin and tube condenser coil, fans and motors, controls and fully charge of R-22. Units rated in accordance with ARI Standard 590-92.

## Casing

Unit casing shall be constructed of 18 gauge zinc coated heavy gauge, galvanized steel. Exterior surfaces shall be cleaned, phosphatized and finished with a polyester powder painting and weather-resistant baked enamel finish. Units surface shall be tested 500 hours in salt spray test. Units shall have removable end panels which allow access to all major components and controls.

## Refrigeration System Single compressor

CGAT065-105 model shall have a single refrigeration circuit with an intergral subcooling circuit. CGAT065-105 shall have both a liquid line and suction gas line access valve with gauge port and one direct drive hermetic scroll compressor with centrifugal oil pump providing positive lubrication to moving parts. Motor shall be suction gas-cooled and shall have a voltage utilization range of plus or minus 10 percent of nameplate voltage. Internal temperature and current-sensitive motor overloads shall be included for maximum protection. Scroll type compressor shall provide inherently low vibration and noise by having no suction and discharge valves. External high, low pressure cutout devices and filter drier shall be provided.

## Refrigeration System Dual Compressor

CGAT135-215 shall have two separate and independent refrigeration circuits. Each refrigeration circuit shall have an integral subcooling circuits. CGAT135-215 Models shall have two direct drive hermetic scroll compressors with centrifugal oil pump and provide positive lubrication to all moving parts. Motor shall be suction gas-cooled and shall have a voltage utilization range of plus or minus 10 percent of nameplate voltage. Internal temperature and current-sensitive motor overloads shall be included for maximum protection. External high low pressure cutout devices shall be provided.

## Evaporator

The evaporator shall have independent refrigerant circuit. The evaporator shall be brazed plate heat exchanger. For units with two evaporators, the connecting water manifold shall be provided. Evaporator shall be insulated with a 1" closed-cell insulation.

## Condenser Coil

Coil shall be internally finned of smooth bore 3/8" copper tubes mechanically bonded to configured aluminum plate fin as standard. Factory pressure and leak tested to 375 psig air pressure.

## Condenser Fan and Motor (S)

Direct-drive, statically and dynamically balanced 28 inch propeller fan (s) with aluminum blades and electrocoated steel hubs shall be used in draw through vertical discharge position. Either permanently lubricated totally enclosed or open construction motors shall be provided and shall have built in current and thermal overload protection. Motor (s) shall have either ball or sleeve bearing type.

## Controls

The chiller shall be completely factory-wired with necessary safety control or terminal block for power wiring in a weather-tight enclosure. Control shall control up to maximum of 4 compressors, automatically balanced for their loading. Water temperature display can be interchangeable between degree C and F. Additional digital wired display can be connected to PCB as remote display in control room. Safety control shall include high and low pressure switches with manual reset, compressor timer delay, water temperature error sensor, and display for error codes.



New PCB



New Digital Wired Display

## Accessories (Optional)

- Copper fin/Blue fin or Aeris coating shall protect corrosion on sea coast application.
- Wire Guard : Protect coil from delivery damage
- Digital Room Thermostat for fan coil unit : fully communicates with CGAT PCB to provide optimum comfort to room occupantions



Digital Room Thermostat

