




Trane Gas Pool Heater



It's Hard To Stop A Trane.®



Enjoy the luxury of heat.

Trane

For more than a century, the Trane name has identified products and technology that stretched the world's idea of what was possible - a tradition that's still very much with the company. Trane is a world leader in providing systems, services, and solutions responsive to manufacturing, healthcare, education, and government facilities, as well as homes worldwide. We have always been big when it comes to heating and cooling buildings, and now we are bringing that expertise to your pool environment too. If you need reliability, durability, and energy efficiency, then chose Trane.



TR250

TR400



Product Details:



TR250

All Trane gas pool heaters include a Cupro Nickel heat exchanger which provides exceptional value and longer product life. Ultimate energy efficiency is delivered by combining both superior hydraulic and thermal efficiencies for everyday savings and pool and spa enjoyment.

Trane gas pool heaters are environmentally responsible and meet air quality emission standards in all low NOx areas.

Legendary Trane value, durability and energy efficiency for ultimate comfort and peace of mind year after year.

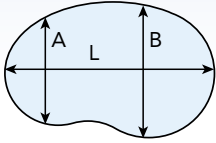
TRANE GAS POOL HEATER	TR400NA	TR400LP	TR250NA	TR250LP
BTU/HR	400,000	400,000	250,000	250,000
GAS	Natural	Propane	Natural	Propane
WIDTH (INCHES)	36"	36"	28"	28"
DEPTH (INCHES)	29-1/2"	29-1/2"	29-1/2"	29-1/2"
HEIGHT (INCHES)	24"	24"	24"	24"
WATER CONNECTIONS	2" x 2-1/2"	2" x 2-1/2"	2" x 2-1/2"	2" x 2-1/2"
HEAT EXCHANGER	Cupro Nickel	Cupro Nickel	Cupro Nickel	Cupro Nickel
INDOOR VENT PIPE DIAMETER (INCHES) NATURAL	6"	-	4"	-
INDOOR VENT PIPE DIAMETER (INCHES) PROPANE	-	8"	-	6"
HEATER WEIGHT (LBS)	160	160	134	134
GAS CONNECTION AT HEATER	3/4"	3/4"	3/4"	3/4"

All Trane pool heaters are certified by the Canadian Standards Association.

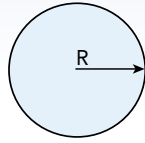
Matching your pool and spa comfort needs:

FOR YOUR SWIMMING POOL

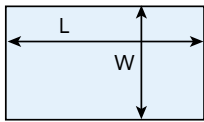
Determine your pool's surface area in square feet:



$$\text{Area} = (A+B) \times L \times .45$$



$$\text{Area} = R \times R \times 3.14$$



$$\text{Area} = L \times W$$

MODEL	SURFACE AREA
TR400	1,200
TR250	750

In this table, locate the surface area that is equal to, or just greater than, the pool's surface area. To the left of this number is the appropriate Trane gas heater model that will fit the selected area.

For indoor pool installations, divide the pool's surface area by 3.

Table is based on a 30°F temperature rise, 3-1/2 mph average wind velocity and elevation of up to 2,000 feet above sea level.

FOR YOUR SPA

1. Determine your spa capacity in gallons (surface area x average depth x 7.5). The reference table below lists the time required in minutes to raise the temperature of the spa by 30°F.
2. In the table below, locate the column with the spa size in gallons that is closest to yours.
3. Select the desired time to raise the spa temperature 30°F, read to the left and select the appropriate Trane gas heater model.

MODEL	SPA SIZE IN GALLONS								
	200	300	400	500	600	700	800	900	1,000
	Time in Minutes to Raise Spa/Tub Temperature 30°F								
TR400	9	14	18	23	27	32	36	41	45
TR250	15	22	29	36	43	51	58	65	72

Notes:

1. Spa sizing is based on an insulated and covered spa. Always cover your spa when not in use to minimize heat loss and evaporation.
2. To adjust for lower temperature rises, divide the time value shown in the chart by the desired temperature rise ratio.
Example: 15 degree temperature rise: ratio: 30/15=2
Simply divide minutes in the chart by (2)
3. Heat lost and/or heat absorbed by spa walls or other objects will add to the time it takes the spa to heat up.

