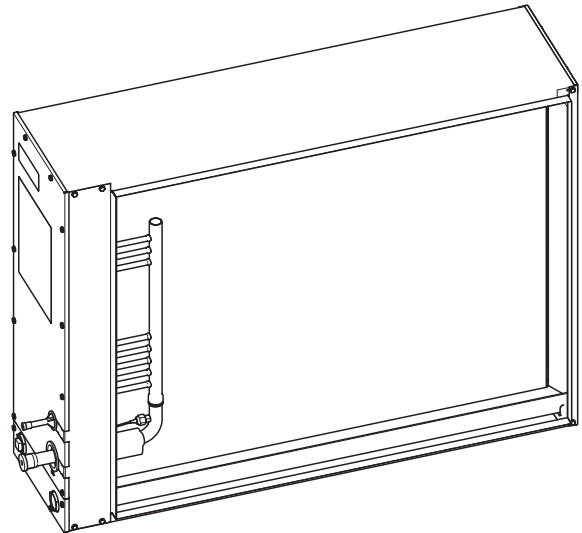
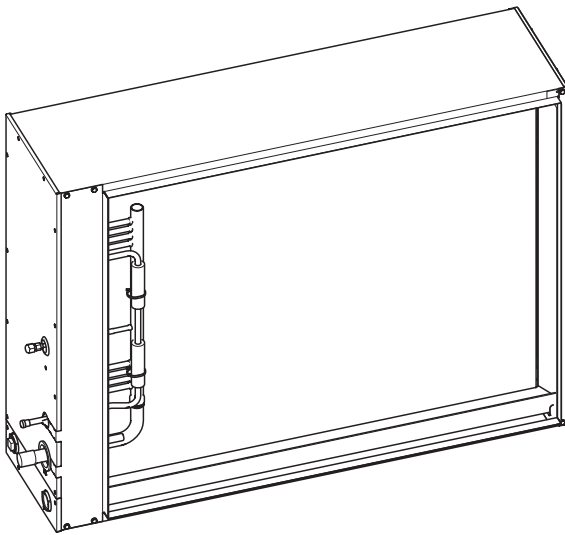




Aluminum Cased Horizontal Flat, Heat Pump / Cooling Coils 2 – 5 Ton

4TXFH-CC/CZ/AZ
13 SEER Heat Pump /Cooling Coils for
R-410A Refrigerant



22-1846-3A-EN



Heat Pump/ Cooling Coil Nomenclature

4 T X F H 0 3 3 C C 3 H H A A

Refrigerant Type _____
4 - R410A

Product Family _____
T-Premium(Heat Pump or Convertible Coil)

Coil Design _____
X - Direct Expansion Evaporator Coil

Product Family _____
C - Cased A Coil
A - Uncased A Coil
F - Cased Horizontal Flat Coil

Coil Width (Cased/Uncased) _____
A - 14.5" / 13.3"
B - 17.5" / 16.3"
C - 21.0" / 19.8"
D - 24.5" / 23.3"
H - 10.5"

Refrigerant Line Coupling _____
0 - Brazed

Nominal Capacity in 000's of BTU's _____

Major Design Change _____

Efficiency _____
C - Standard
S - High Efficiency (Derived from 10 SEER products)
Z - High Efficiency (TXV modulates to 50%)

Refrigerant Control _____
3 - TXV - Non-Bleed

Coil Circuitry _____
H - Heat Pump

Airflow Configuration _____
A - Upflow Only
U - Upflow / Downflow
H - Horizontal Only
C - Convertible - Upflow, Downflow, Left or right Airflow

Minor Design Change _____

Unit Parts Identifier _____



General Data

PRODUCT SPECIFICATIONS – 4 TXFH – SPLIT SYSTEM HEAT PUMP / COOLING COMFORT™ COILS CASED HORIZONTAL

	4TXFH024CZ3HHB	4TXFH033CC3HHB	4TXFH036CZ3HHB	4TXFH041CC3HHB
INDOOR COIL -- Type	PLATE FIN	PLATE FIN	PLATE FIN	PLATE FIN
Rows / F.P.I.	3 / 14	3 / 14	4 / 14	3 / 14
Face Area (sq.ft.)	4.61	3.33	4.61	4.61
Tube Size	3/8	3/8	3/8	3/8
Refrigerant Control (No internal check valve)	Non-Bleed TXV	Non-Bleed TXV	Non-Bleed TXV	Non-Bleed TXV
Drain Conn. Size (in.)	3/4 NPT	3/4 NPT	3/4 NPT	3/4 NPT
Duct Connections			-See Outline Drawings-	
REFRIGERANT CONNECTIONS	R-410A BRAZED	R-410A BRAZED	R-410A BRAZED	R-410A BRAZED
Line Size -- Gas (in.)	3/4	3/4	3/4	3/4
Line Size -- Liquid (in.)	3/8	3/8	3/8	3/8
DIMENSIONS (in.)	H X W X D	H X W X D	H X W X D	H X W X D
Crated (H x W x D)	23 x 13-1/2 x 41-1/2	23 x 13-1/2 x 32-1/2	23 x 13-1/2 x 41-1/2	23 x 13-1/2 x 41-1/2
Uncrated	See Outline Drawings	See Outline Drawings	See Outline Drawings	See Outline Drawings
WEIGHT (lbs)				
Shipping -- Net	49 / 42	40 / 35	55 / 48	50 / 43
	4TXFH054CC3HHB	4TXFH064AZ3HHA		
INDOOR COIL -- Type	PLATE FIN	PLATE FIN		
Rows / F.P.I.	4 / 14	3 / 18		
Face Area (sq.ft.)	4.61	5.99		
Tube Size	3/8	3/8		
Refrigerant Control (No internal check valve)	Non-Bleed TXV	Non-Bleed TXV		
Drain Conn. Size (in.)	3/4 NPT	3/4 NPT		
Duct Connections				
REFRIGERANT CONNECTIONS	R-410A BRAZED	R-410A BRAZED		
Line Size -- Gas (in.)	7/8	7/8		
Line Size -- Liquid (in.)	3/8	3/8		
DIMENSIONS (in.)	H X W X D	H X W X D		
Crated (H x W x D)	23 x 13-1/2 x 41-1/2	29 x 13-1/2 x 41-1/2		
Uncrated	See Outline Drawings	See Outline Drawings		
WEIGHT (lbs)				
Shipping -- Net	55 / 48	63 / 54		

[1] These indoor coils are A.H.R.I. certified with various split system air conditioners and heat pumps (A.H.R.I. Standard 210/240). Refer to the Split System Outdoor product information site or www.ahrinet.org

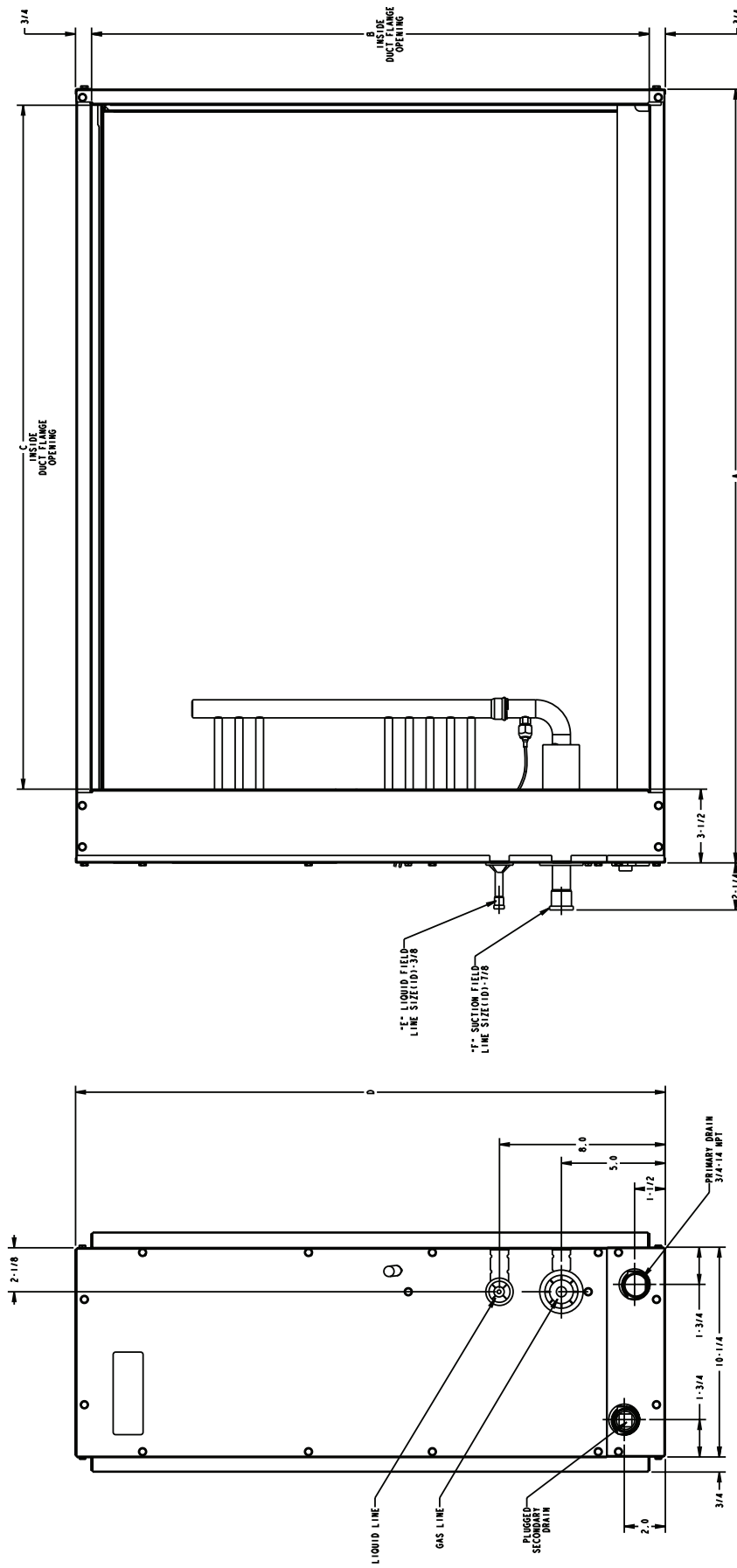


Performance Data

PRESSURE DROP CHARACTERISTICS FOR COOLING AND HEAT PUMP COILS								
AIRFLOW (CFM) VS. PRESSURE DROP ACROSS WET COIL								
PRESSURE DROP (INCHES OF WATER COLUMN)								
MODEL	.05	0.1	0.15	0.2	0.25	0.3	0.35	0.4
4TXFH024CZ3HHB	710	1075	1365	1620	1851	2063	-	-
4TXFH033CC3HHB	590	890	1130	1340	1525	1700	1860	-
4TXFH036CZ3HHB	570	860	1095	1300	1485	1655	1810	-
4TXFH041CC3HHB	710	1075	1365	1620	1850	2065	2260	-
4TXFH054CC3HHB	570	860	1095	1300	1485	1655	1810	-
4TXFH064AZ3HHA	535	850	1115	1350	1570	1770	1965	2145

OUTLINE DRAWING FOR 4TXFH COILS

Outline Drawing - 4TXFH024CZ3HBB, 4TXFH033CC3HBB, 4TXFH036CZ3HBB, 4TXFH041CC3HBB, 4TXFH054CC3HBB, 4TXFH064AZ3HHA
 All dimensions are in inches.



MODEL	"A"	"B"	"C"	"D"	"E"	"F"
4TXFH024CZ3HBB	37-1/2	21	33-1/4	22-3/4	3/8	3/4
4TXFH033CC3HBB	28-1/4	21	24	22-3/4	3/8	3/4
4TXFH036CZ3HBB	37-1/2	21	33-1/4	22-3/4	3/8	3/4
4TXFH041CC3HBB	37-1/2	21	33-1/4	22-3/4	3/8	3/4
4TXFH054CC3HBB	37-1/2	21	33-1/4	22-3/4	3/8	7/8
4TXFH064AZ3HHA	37-1/2	27	33-1/4	28-3/4	3/8	7/8

*May be "A" or "B"



Trane - by Trane Technologies (NYSE: TT), a global climate innovator - creates comfortable, energy efficient indoor environments for commercial and residential applications. For more information, please visit trane.com or tranetechnologies.com.

Trane has a policy of continuous data improvement and it reserves the right to change design and specifications without notice. We are committed to using environmentally conscious print practices.

22-1846-3A-EN 19 Jun 2020
Supersedes 22-1846-03 (February 2020)

© 2020 Trane