

Quick Reference Guide

Foundation™ 7.5 to 12.5 Tons Packaged Rooftop Units Cooling and Gas/Electric



Model Number: EBC
GBC

Used With: Cooling Only (Electric Heat Optional)
Gas Heat Unit

October 2021

RT-PRC094B-EN

©2021

1

List of Options

Factory Installed Options	Field Installed Options
10-year Limited Stainless Steel Heat Exchanger Warranty	Barometric Relief Damper
High Static Motor Kit ^(a)	CO ₂ sensor - Demand Control Ventilation (DCV)
	Condensate Overflow Switch
	Economizer (Downflow)
	Electric Heaters
	Hail/Vandal Guards
	High Static Motor Kit ^(a)
	Low Ambient Cooling
	Low Leak Economizer
	Manual Outside Air Damper
	Motorized 2-Position Damper
	Powered Exhaust
	Remote Potentiometer

(a) Available on constant volume units only. See product catalog for more information.

Table 1. General data—heating performance – 7.5–12.5 tons

Heating Models	Heating Performance ^(a)					
	7.5 - 8.5 Tons			10 - 12.5 Tons		
	Low	Medium	High	Low	Medium	High
Heating Input (Btu/h)	125,000	180,000	225,000	180,000	225,000	250,000
1 st Stage (Btu)	87,500	126,000	158,000	126,000	158,000	175,000
Heating Output (Btu/h)	100,000	144,000	180,000	144,000	180,000	200,000
1 st Stage (Btu)	70,000	100,000	125,000	100,000	125,000	140,000

2

Table 1. General data—heating performance – 7.5–12.5 tons

	Heating Performance ^(a)					
	7.5 - 8.5 Tons			10 - 12.5 Tons		
Steady State Efficiency %	80%	80%	80%	80%	80%	80%
No. Burners	3	5	6	5	6	6
No. Stages	2	2	2	2	2	2
Gas Supply Line Pressure (in. wc)						
Natural Gas (minimum/maximum)	4.5/14.0 in. wc.	4.5/14.0 in. wc.	4.5/14.0 in. wc.	4.5/14.0 in. wc.	4.5/14.0 in. wc.	4.5/14.0 in. wc.
Gas Connection Pipe Size (in.)	1/2"	1/2"	3/4"	1/2"	3/4"	3/4"

(a) Heating Performance limit settings and rating data were established and approved under laboratory test conditions using American National Standards Institute standards (ANSI). Ratings shown are for elevations up to 2,000 feet. For elevations above 2,000 feet, ratings should be reduced at the rate of 4% for each 1,000 feet above sea level.

Table 2. Unit wiring with cooling only (no electric heat) or gas heat

Tons	Unit Model Number	Unit Operating Voltage Range	Standard Indoor Fan Motor		Oversized Indoor Fan Motor	
			Minimum Circuit Ampacity (a)	Maximum Fuse Size or Maximum Circuit Breaker	Minimum Circuit Ampacity	Maximum Fuse Size or Maximum Circuit Breaker
7.5	E/GBC090A	208-230	37	50	42	50
8.5	E/GBC102A	208-230	40	50	45	50
10.0	E/GBC120A	208-230	54	70	59	70
12.5	E/GBC150A	208-230	62	80	67	80

3

(a) For Standard and Oversized Indoor Fan Motor, values do not include power exhaust accessory.

Table 3. Electrical characteristics - evaporator fan motor

Tons	Unit Model Number	Standard Evaporator Fan Motor					Oversized Evaporator Fan Motor				
		No.	Volts	Phase	Hp	Amps FLA	No.	Volts	Phase	Hp	Amps FLA
7.5	E/GBC090A	1	208-230	3	2	5.8	1	208-230	3	3	7.5
8.5	E/GBC102A	1	208-230	3	2	5.8	1	208-230	3	5	11.0
10.0	E/GBC120A	1	208-230	3	3	7.5	1	208-230	3	5	11.0
12.5	E/GBC150A	1	208-230	3	3	7.5	1	208-230	3	5	11.0

Table 4. Unit dimensional data (in inches)

	7.5 Ton	8.5, 10, and 12.5 Tons
Unit Length	88.25	88.25
Unit Width	58.75	58.75
Unit Height	44.00	49.063
Clearance C1	60.00	60.00
Clearance C2	48.00	48.00
Clearance C3	48.00	48.00
Curb Length	84.80	84.80
Curb Width	54.56	54.56
Supply Length	32.256	32.256
Supply Width	15.52	15.52
Return Length	37.921	37.921
Return Width	15.799	15.799


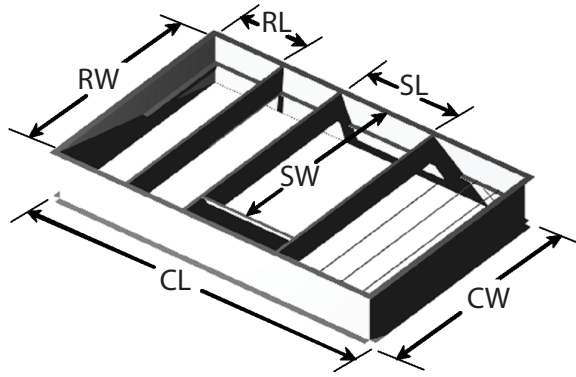
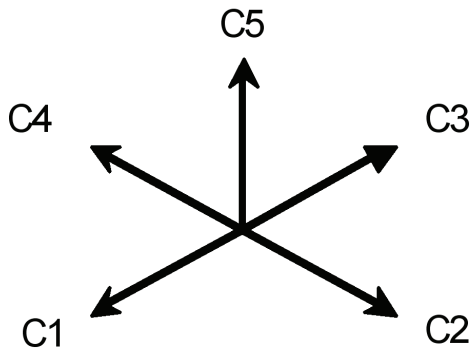


Table 5. Curb matrix

Type	Trane	Lennox	Carrier	Bryant	JCI/York	ICP Heil Day and Nigh	Goodman Daikin	Older Voyager
Gas/Electric	GBC036-060	ZGB 036-060	48DJ 004-00, 48GJ 006 48HC 004-006, 48HE 004-006 48HJ 004-006, 48KC 004-006 48LJ 004-006, 48LC 004-006 48TC 004-006, 48TF 004-006 48TJ 004-006, 48TM 004-006 48FC_A04-06, 48FC_B04-06 48FC_M07, 48FC_N07 48GC_M04-05, 48GC_N04-06 48HC_G04-06, 48LC_A04-06 48TC_D04-D07, 48KC_A04-06	579A 036-060 580C 036-060 580D 036-060 580F 036-060 580J 04-06 581C 036-060 581J 04-06	ZXG 04-06 ZYG 04-06		CPG (BA) 036-060 DSG 036-060	

Table 5. Curb matrix (continued)

Type	Trane	Lennox	Carrier	Bryant	JCI/York	ICP Heil Day and Nigh	Goodman Daikin	Older Voyager
Electric/ Electric	EBC036-060	ZCB 036-060	50GJ 006, 50HC 004-006 50HE 004-006, 50HJ 004-006 50KC 004-006, 50LC 004-006 50LJ 004-006, 50TC 004-006 50TFF 004-006, 50TJ 004-006 50TM 004-006, 50TC_B04-07 50FC_A04-06, 50FC_B04-06 50FC_M07, 50FC_N07 50GC_M04-05, 50GC_N04-06 50HC_G04-06, 50LC_A04-06 50TC_D04-D07, 50KC_A04-06	551B 036-060 558C 036-060 558D 036-060 558F 036-060 558J 04-06	ZXE 04-06 ZYE 04-06		CPC (BA) 036-060 DSC 036-060	
Gas/Electric	GBC090-150	ZGA092-150	48DJ008 - 01448GJ008 - 012 48HJ008 - 014 48LJ008 - 014 48QJ008 - 014 48TC_08 - 14 48TF008 - 014 48TJ008 - 014 48TM008 - 014 48HC_G08-12 48LC_A07 48LC_B07 48TC_E08-14 48TC_M08-12	581B090 - 150 581C090 - 150 580C090 - 150 580D090 - 150 580F090 - 150 580J08 - 12 581J_08 - 12 581J_04 - 07		PGE090 - 150 PGH090 - 150 RGS090 - 150	CPG090 - 150** DCG090 - 150**	
Electric/ Electric	EBC090-150	ZCA092 - 150	50DJ008 - 014, 50GJ008 - 012 50HJ008 - 014, 50HE004 - 006 50LJ008 - 014, 50QJ008 - 014 50TC_08 - 14, 50LC_04 - 06 50TF008 - 014, 50TJ008 - 014 50TM008 - 014, 50LC_A07 50TC_E08-14, 50TC_M08-12 50HC_G07-12	551B090 - 150 558C090 - 150 558D090 - 150 558F090 - 150 558J08 - 12 551J08 - 12		PAE090 - 150 PAH090 - 150 RAS090 - 150	CPC090 - 150** DCC090 - 150**	

Table 5. Curb matrix (continued)

Type	Trane	Lennox	Carrier	Bryant	JCI/York	ICP Heil Day and Nigh	Goodman Daikin	Older Voyager
Heat Pump		ZHA092 - 120	50QJ008 - 012, 50HJQ008 - 012 50LJQ008 - 012, 50TCQ_08 - 12 50TFQ008 - 012, 50TJQ008 - 012 50HCQD07-09, 50TCQD08-12	549B_X090 - 120 548B_X090 - 120 548C_X090 - 120 548D_X090 - 120 548F_X090 - 120 548J_08 - 12		PHE090 - 120 PHS090 - 120 PHH090 - 120 RHS090 - 120	CPH090 - 120** DCH090 - 120**	
Gas/Electric	GB*180		48TJD016, 48TJE016 48TJF016, 48HJD017 48HJF017, 48TMD016 48TMF016, 48DP016 48DR016					YCD180E YCD180F YSD180F YHD180F YCD181B YCD181C YCD181E YCD181F
	GB*210		48TJD020, 48TJF020 48TMD020, 48TMF020 48DP020					YCD210A YCD210B YCD210E YCD210F YSD210F YHD210F YCD211B YCD211C YCD211E YCD211F
	GB*240		48HJD025, 48HJF025 48TJD024, 48TJE024 48TJF024, 48TMD025					YCD240A YCD240B YCD240E YCD240F YSD240F YHD240F YCD241B YCD241C YCD241E YCD241F

Table 5. Curb matrix (continued)

Type	Trane	Lennox	Carrier	Bryant	JCI/York	ICP Heil Day and Nigh	Goodman Daikin	Older Voyager
	GB*300		48TJD028, 48TJE028 48TJF028, 48TMD028 48TMF028					YCD300B YCD300E YCD300F YSD300F YHD300F YCD301C YCD301E YCD301F
Electric/ Electric	GB*180		50TJ016, 50TM016 50DP016, 50HJ017					TCD180E TCD180F TSD180F THD180F TCD181B TCD181C TCD181E TCD181F
	GB*210	50DP020 50TJ020 50TM020						TCD210A TCD210B TCD210E TCD210F TSD210F THD210F TCD211B TCD211C TCD211E
	GB*240	50TJ024 50TM025 50HJ025						TCD240A TCD240B TCD240E TCD240F TSD240F THD240F TCD241B TCD241C TCD241E TCD241F
	GB*300	50TJ028 50TM028						TCD300B TCD300E TCD300F TSD300F THD300F TCD301C TCD301E TCD301F

Trane and American Standard create comfortable, energy efficient indoor environments for commercial and residential applications. For more information, please visit trane.com or americanstandardair.com.

Trane and American Standard have a policy of continuous product and product data improvement and reserve the right to change design and specifications without notice. We are committed to using environmentally conscious print practices.