



ILLUSION™

Concealed Mini-Split
 12,000-60,000 Btuh
 MCD Series, 50/60 Hz



Standard Indoor Units:

Specifications: 200-240/1/50 or 220-240/1/60

Model Number	Cooling Capacity (Btuh)	Airflow		Uncrated Dimensions						Weight	
		CFM	CMH	Height		Width		Depth		lb.	kg.
				in	mm	in	mm	in	mm		
<i>Uncased</i>											
MCD512D	12,000	300	510	10.0	254	37.4	950	18.9	480	44	20
MCD518D	18,000	450	764	10.0	254	37.4	950	18.9	480	44	20
MCD524D	24,000	600	1,019	10.0	254	37.4	950	20.5	520	53	24
MCD530D	30,000	750	1,274	10.0	254	43.3	1,100	20.5	520	57	26
MCD536D	36,000	900	1,528	10.0	254	49.2	1,250	20.5	520	64	29
<i>With Return Plenum & Filter Rack</i>											
MCD048D	48,000	1,600	2,718	16.5	421	43.6	1,107	29.9	759	107	48.5
MCD060D	60,000	2,000	3,398	16.5	421	49.2	1,250	29.9	759	120	54.5


ILLUSION™

Concealed Mini-Split Air Conditioners MCD Series, 50 & 60 Hz

NEW! Complete product line: 12,000 to 60,000 BTUH

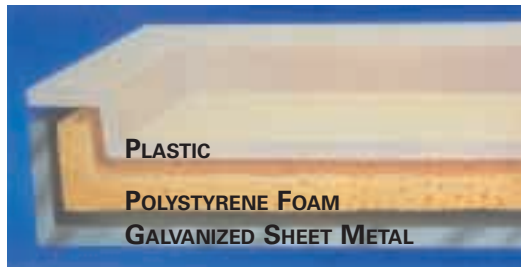
To meet your need for new or retrofit concealed split systems, Trane has developed the latest design for hidden comfort in homes, offices or shops.

The advanced technology of the ILLUSION line of mini-split air conditioners makes it the ideal solution for new or replacement applications.



COMPACT DESIGN:


At only 10.0 inches (254 mm) in height for the uncased models, ILLUSION is very compact for a better fit into tight ceiling applications.



INNOVATIVE DRAIN PAN:

Three layers provide triple protection against condensate leaks. The drain pan is also sloped 5% to eliminate standing water which is prone to contamination.

Dual drain connections provide further protection, by preventing unwanted condensate overflow in the event that one connection becomes blocked.





VERSATILE:

An optional return air plenum (12,000 to 36,000 BTUH) provides low air face velocity for quiet operation. The 48,000 and 60,000 BTUH models are equipped with the return air plenum and 1 inch aluminum filter as standard.

INDOOR UNITS

- Now available in a full range of capacities, from 12,000 to 60,000 BTUH, in both 50 & 60 Hz.
- Direct-drive, low CFM with full cooling capacity provides super quiet operation.
- Four-speed fan motor (low, medium, high, extra high) offers greater flexibility in airflow and varied external static pressures.
- 12,000 and 18,000 BTUH models can be used in multi-split systems.
- The MCD series has been tested in accordance with ARI Standards and found to provide energy savings and full cooling capacity at 300 CFM/ton.

Standard Indoor Units:

Specifications: 200-240/1/50 or 220-240/1/60

Model Number	Cooling Capacity (BTUH)	Airflow		Uncrated Dimensions						Weight	
				Height		Width		Depth			
		CFM	CMH	in	mm	in	mm	in	mm	lb.	kg.
<i>Uncased</i>											
MCD512D	12,000	300	510	10.0	254	37.4	950	18.9	480	44	20
MCD518D	18,000	450	764	10.0	254	37.4	950	18.9	480	44	20
MCD524D	24,000	600	1,019	10.0	254	37.4	950	20.5	520	53	24
MCD530D	30,000	750	1,274	10.0	254	43.3	1,100	20.5	520	57	26
MCD536D	36,000	900	1,529	10.0	254	49.2	1,250	20.5	520	64	29
<i>With Return Plenum & Filter Rack</i>											
MCD048D	48,000	1,600	2,718	16.1	408	43.6	1,107	29.9	759	107	48.5
MCD060D	60,000	2,000	3,398	16.6	421	49.2	1,250	29.9	759	120	54.5



OUTDOOR UNITS:

We recommend system matches with a Trane high efficiency condensing unit.

Flexibility in System Combinations with Various Condensing Unit Options:

* The choice of HORIZONTAL or VERTICAL air discharge allows for the selection of the best unit for different outdoor spaces.



**TTK512 - TTK060
12,000 - 60,000 BTUH**



**TTB012 - TTB060
TTR030 - TTR060
TTB512 - TTB536
12,000 - 60,000 BTUH**

* The option of a Trane MULTI-SPLIT system allows two or three mini-split indoor units to be matched to a single outdoor unit.

**MTK518 - MTK536
18,000 - 36,000 BTUH**

